

## INSTALLATION GUIDE OF UPVC SHEETS/ PROFILE

### INSTALLATION GUIDE

1. Install trusses and purlins with good quality materials. It can be high quality wooden, metal or stainless steel. The distance of trusses and purlins should be conformed to standard of supplier's instruction.

2. Install the panels. Place them directly onto purlins that are attached to the roof trusses, beginning on the outside edge.

Close or seal off the ends with a foam closer strip under the panel at each end. These will stop the entry of rain, wind and pests.

3. Arrange the male & female joint by overlap the profiles.

4. Use SDS screw to make waterproof joint with specially designed PVC screw cap.

5. Complete the opposite side. If your roof is two-sided (and not just a single slope), repeat the installation on the corrugated ridge cap as you

proceed across with the panels.



Portable Polisher



Portable Drill



Cut Saw



Sleeve Spanner



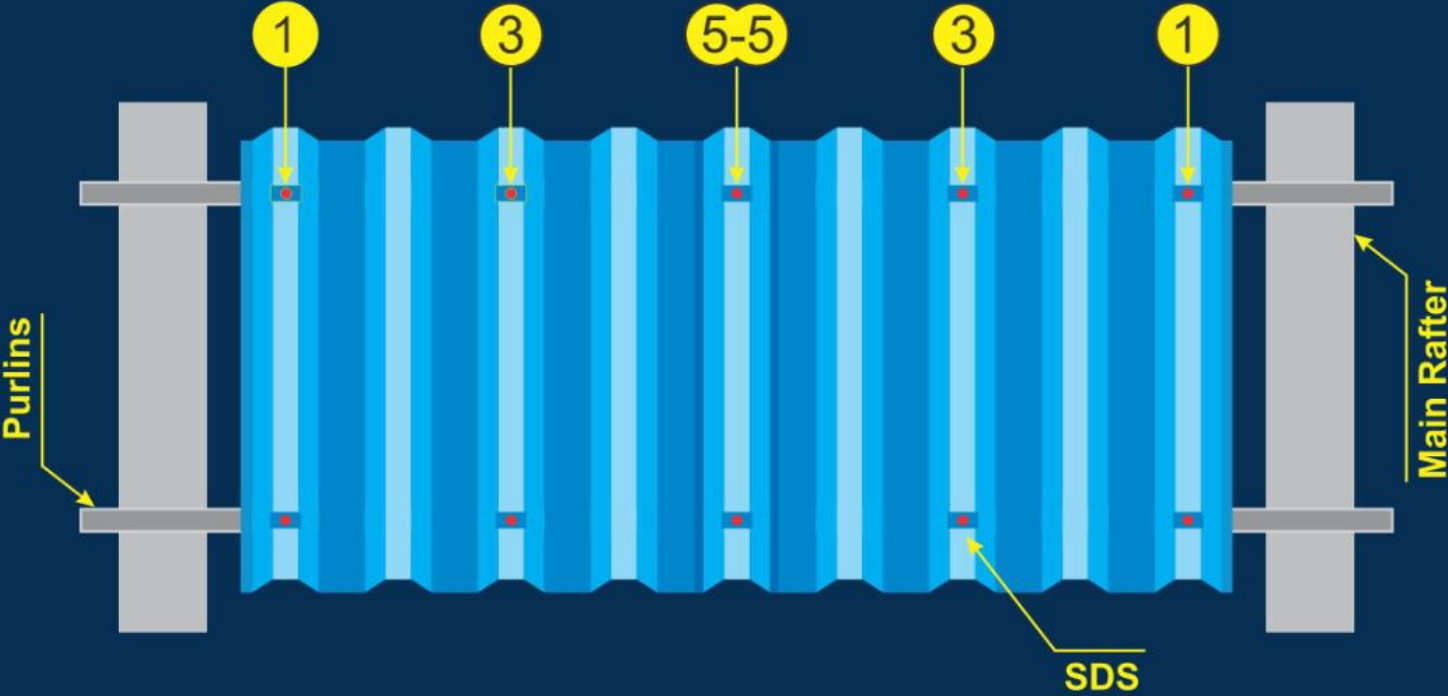
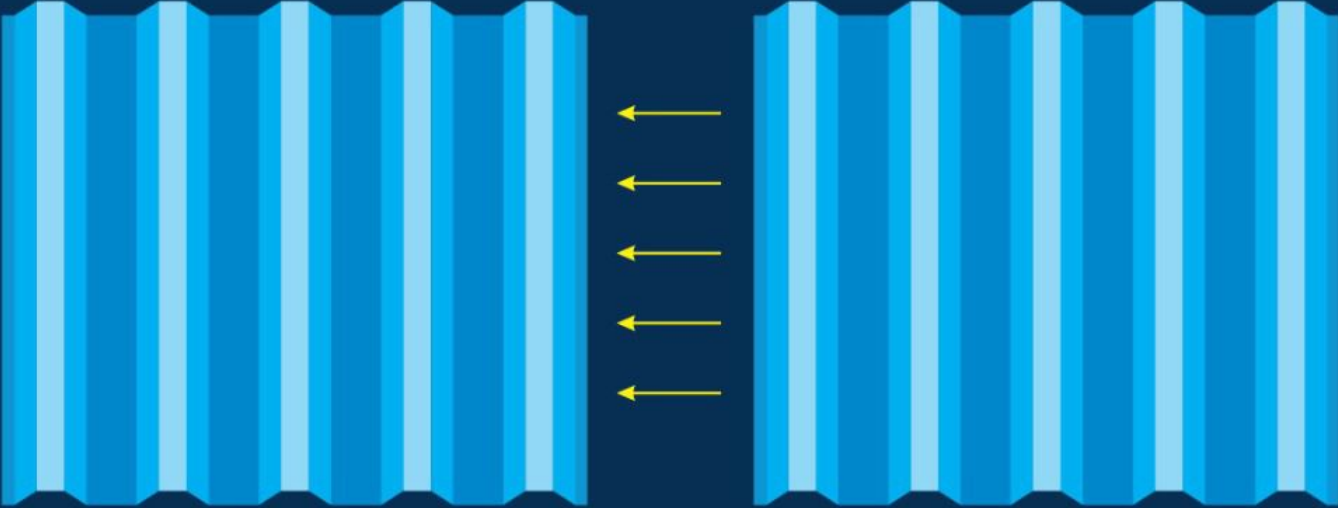
Measuring Tape



Const. Thread



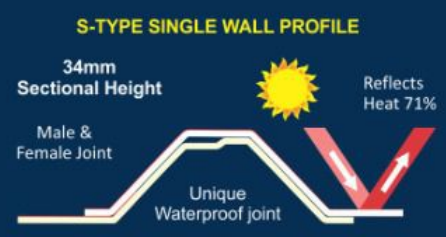
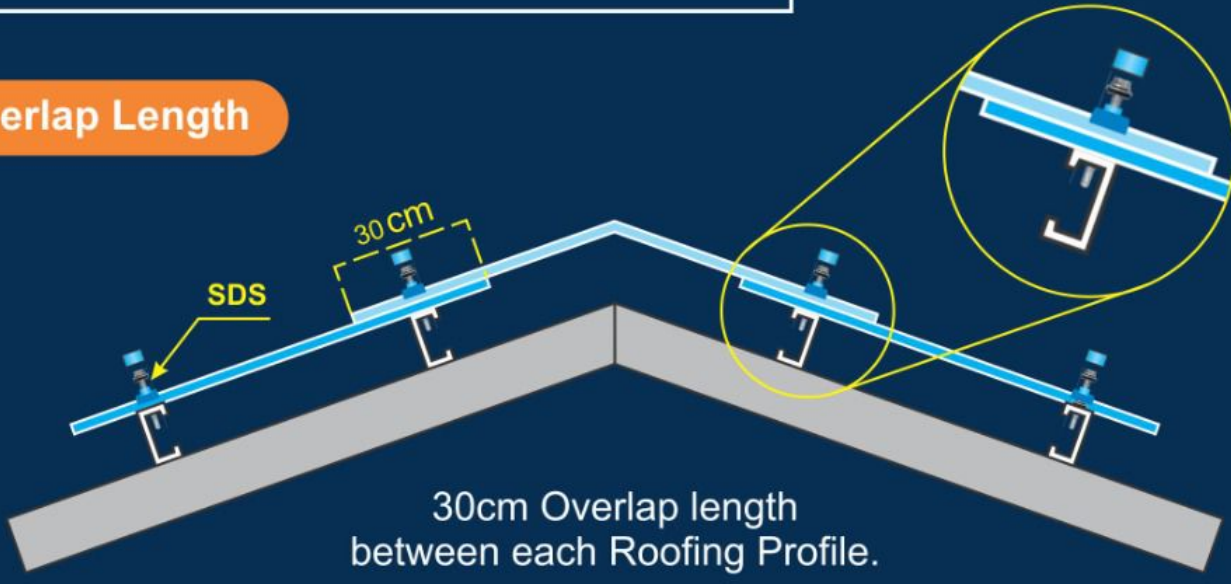
# Installation of SDS (Self Drilling Screw) with PVC Screw Cap







**Overlap Length**



**CHAIRMAN**  
M. Afzal Gondal, 0300-4000070

**DIRECTORS**  
Zeeshan Afzal Gondal, 0300-8525555  
Umair Afzal Gondal, 0302-4000070  
Zubair Afzal Gondal, 0300-4000076

**HEAD OFFICE GUJRAT**  
By-Pass Road Dheerkey Gujrat  
E-mail: gondalgroup@hotmail.com

**SALES DEPARTMENT GUJRAT**  
Exchange: 0300-8620203-04, 053-3589590-93  
Girder & Slab: 0300-4999469-75  
UPVC Sheets: 0300-4999476-80  
Double "TT" Planks: 0300-8620001-02

**SALES OFFICE ISLAMABAD**  
0300-8620001-02

**ZONAL OFFICE LAHORE**  
Ahad Tower Kalma Chowk  
Phone: 042-35884030  
Cell: 0300-8620004, 0300-8620006

**SALES OFFICE FAISALABAD**  
Sheikhpura Road Haji Abad  
Phone: 041-8847771  
Cell: 0300-4999467, 0300-4999468